

# Youth Risk Behavior in Indiana

# Youth Risk Behavior Survey

- Survey of public high school students, grades 9-12
- Representative sample of schools
- Student self-report
- Overseen by the CDC, implemented by ISDH in cooperation with schools

# SUICIDE RISK

# Teen Deaths by Accident, Homicide, and Suicide

Rank	State	Rate per 100,000
1	Massachusetts	18
2	New York	19
3	Connecticut	21
26	Indiana	37
46	Alaska	63
47	Mississippi	65

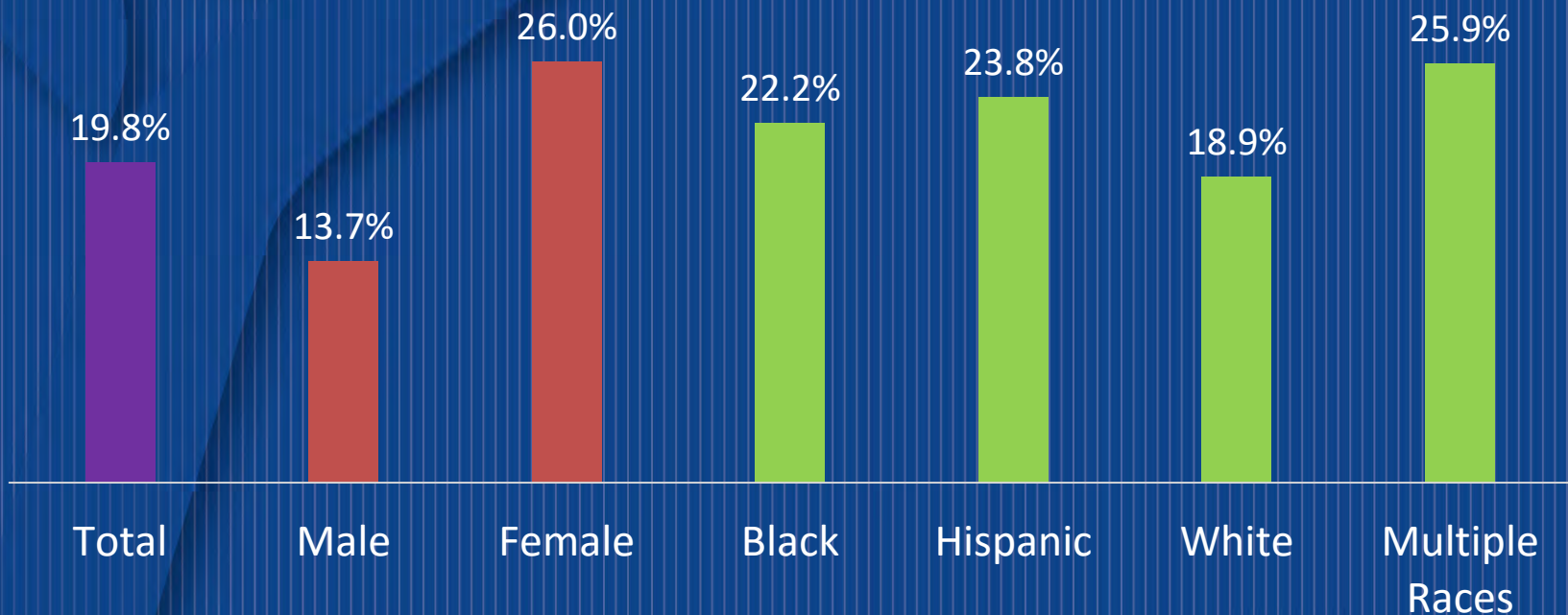
# Indiana High School Students' Suicidal Thoughts and Behavior

	<b>2011</b>	<b>2015</b>
Felt sad or hopeless almost every day for 2+ weeks in a row	29.1%	29.3%
Seriously considered attempting suicide	18.9%	19.8%
Made a plan about how they would attempt suicide	13.6%	17.0%
Attempted suicide	11.0%	9.9%
Attempted suicide that resulted in an injury, poisoning, or overdose that had to be treated by a doctor or nurse	3.9%	3.9%
Asked for help from someone before their suicide attempt	N.A.	34.2%

Source: ISDH, Youth Risk Behavior Survey

# Seriously Considered Suicide

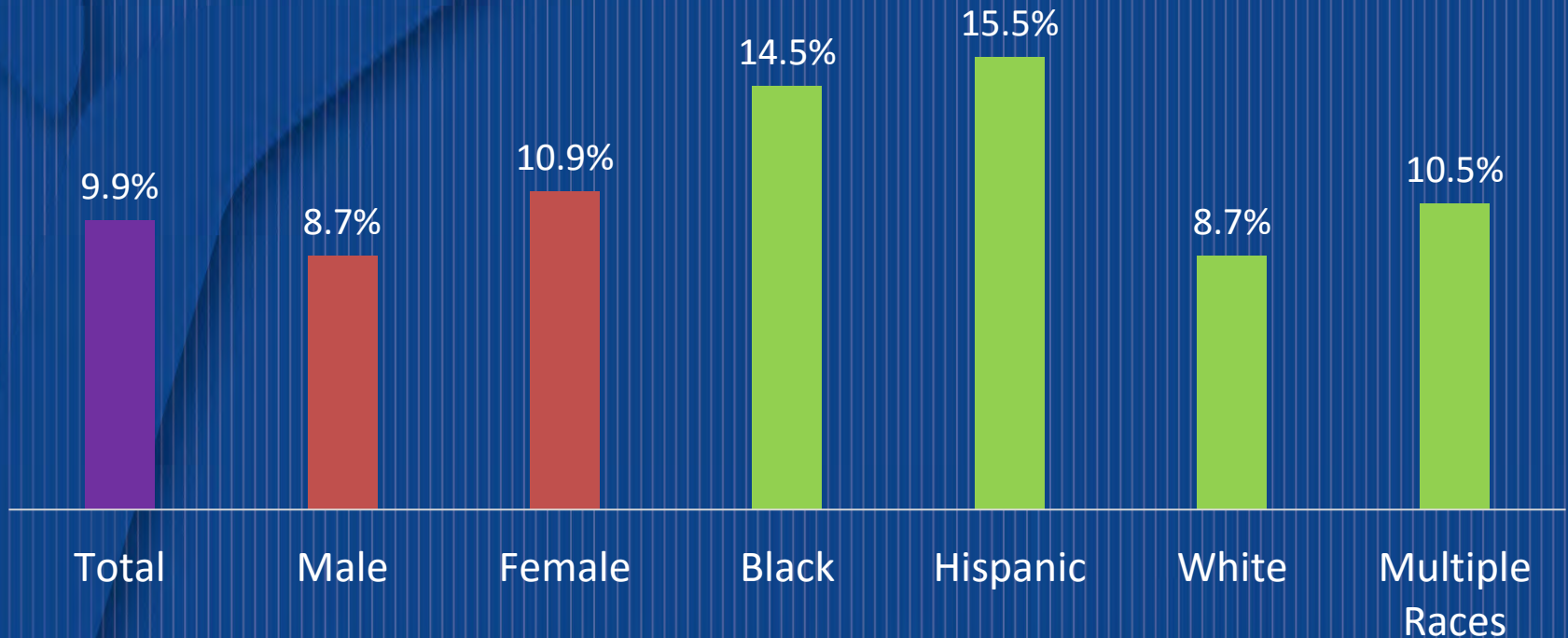
Percentage of Students Who Seriously Considered Attempting Suicide in the Last 12 Months, Indiana: 2015



Source: YRBS, 2015

# Attempted Suicide

Percentage of Students Who Attempted Suicide One or More Times  
During the Past 12 Months



Source: YRBS, 2015



# Suicide Deaths

Age Group	Total	Male	Female
10-14	9	7	2
15-19	43	33	10
20-24	76	68	8

Year: 2014

Source: ISDH



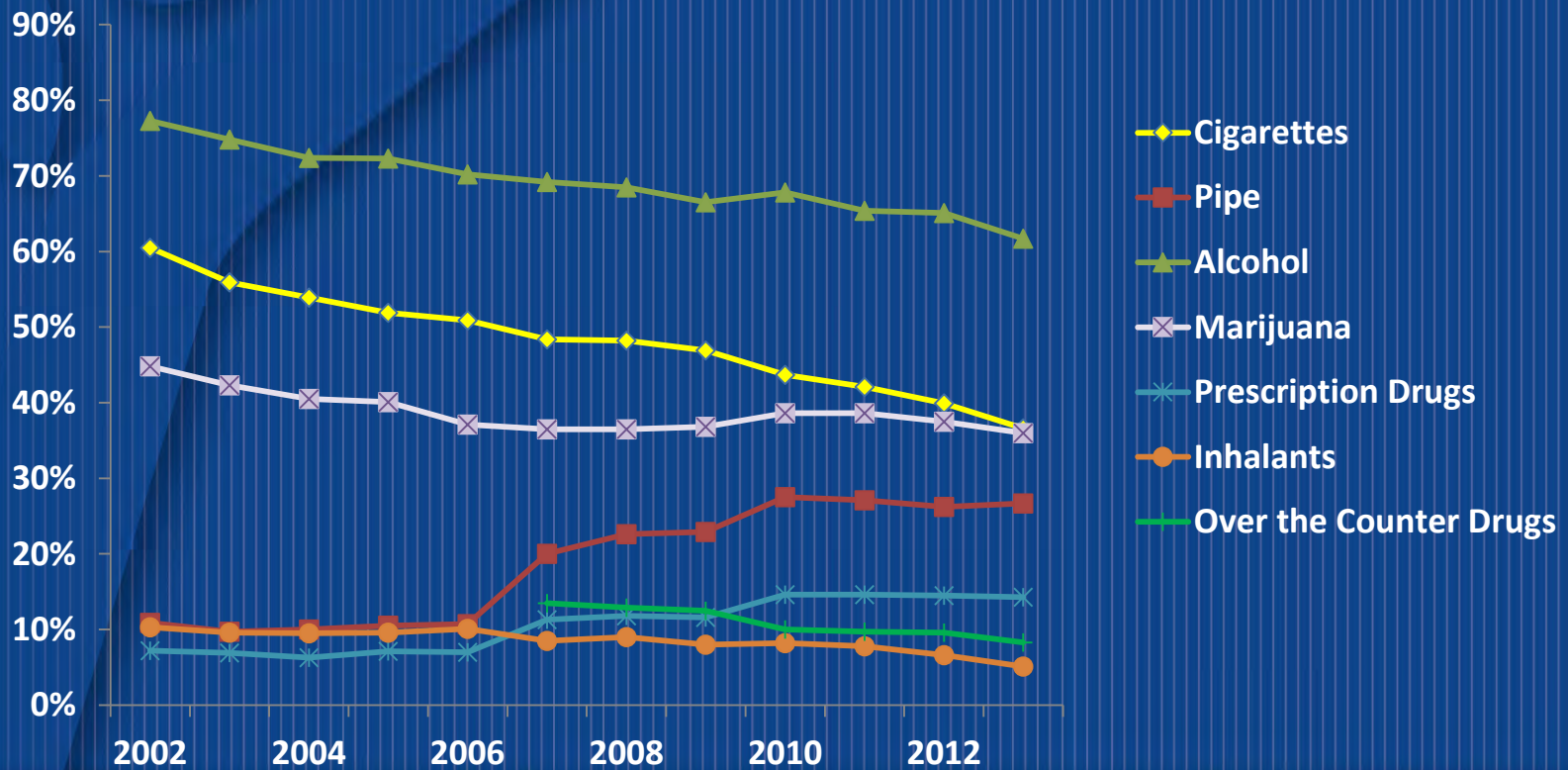
# DRUG AND ALCOHOL USE

# Indiana Youth Survey

- Conducted annually by IPRC for FSSA
- 300+ Indiana high schools
- Paper or electronic
- Student self-report

# Alcohol, Tobacco, and Drugs

Percentage of High School 12th Graders Reporting Ever Using, Indiana:  
2002-2013

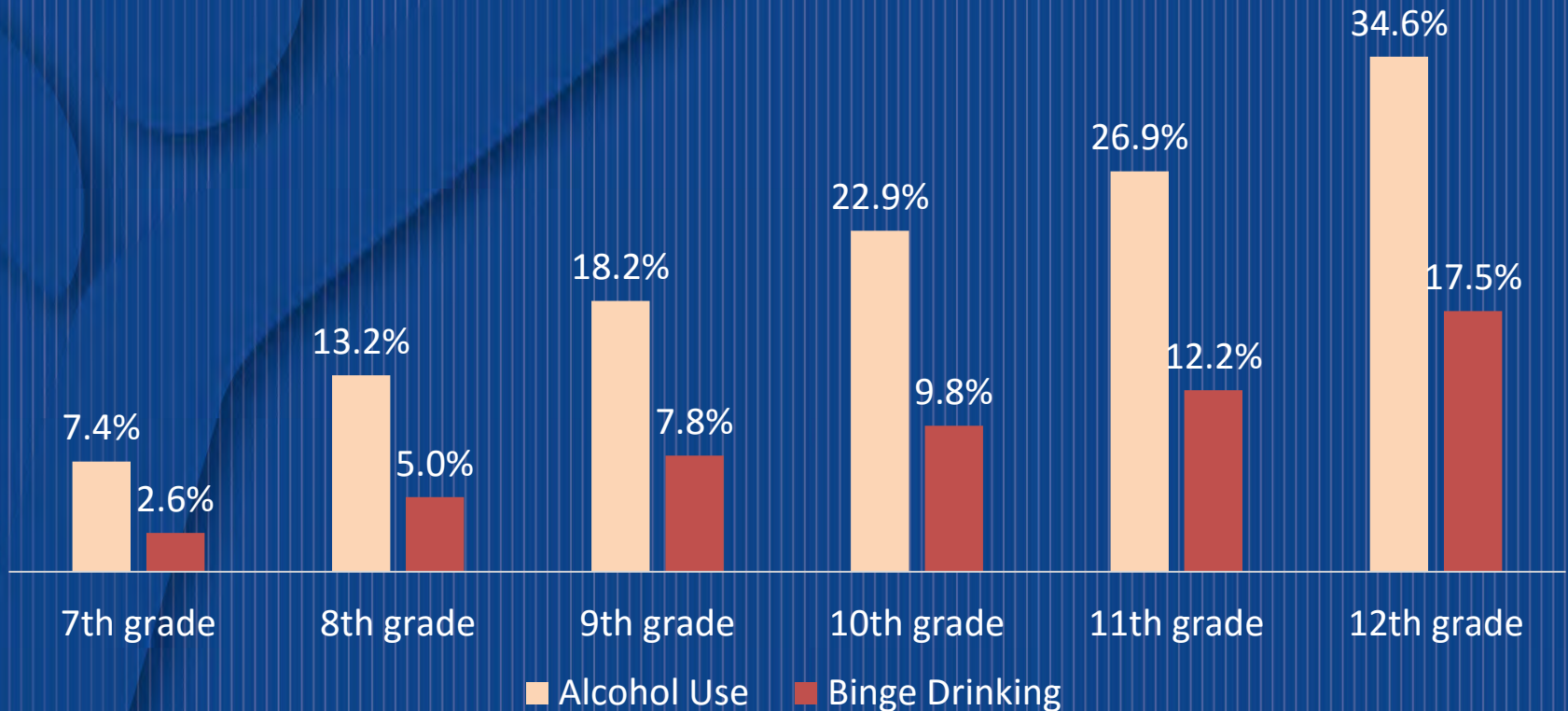


# Smoking Among Youth

	Ages 12-17		Ages 18-25	
State	Rank	Current Smoking	Rank	Current Smoking
New York	1	4%	3	26%
Indiana	35	7%	44	35%
West Virginia	47	8%	50	40%

Source: SAMHSA, National Survey on Drug Use and Health, via KIDS COUNT Data Center

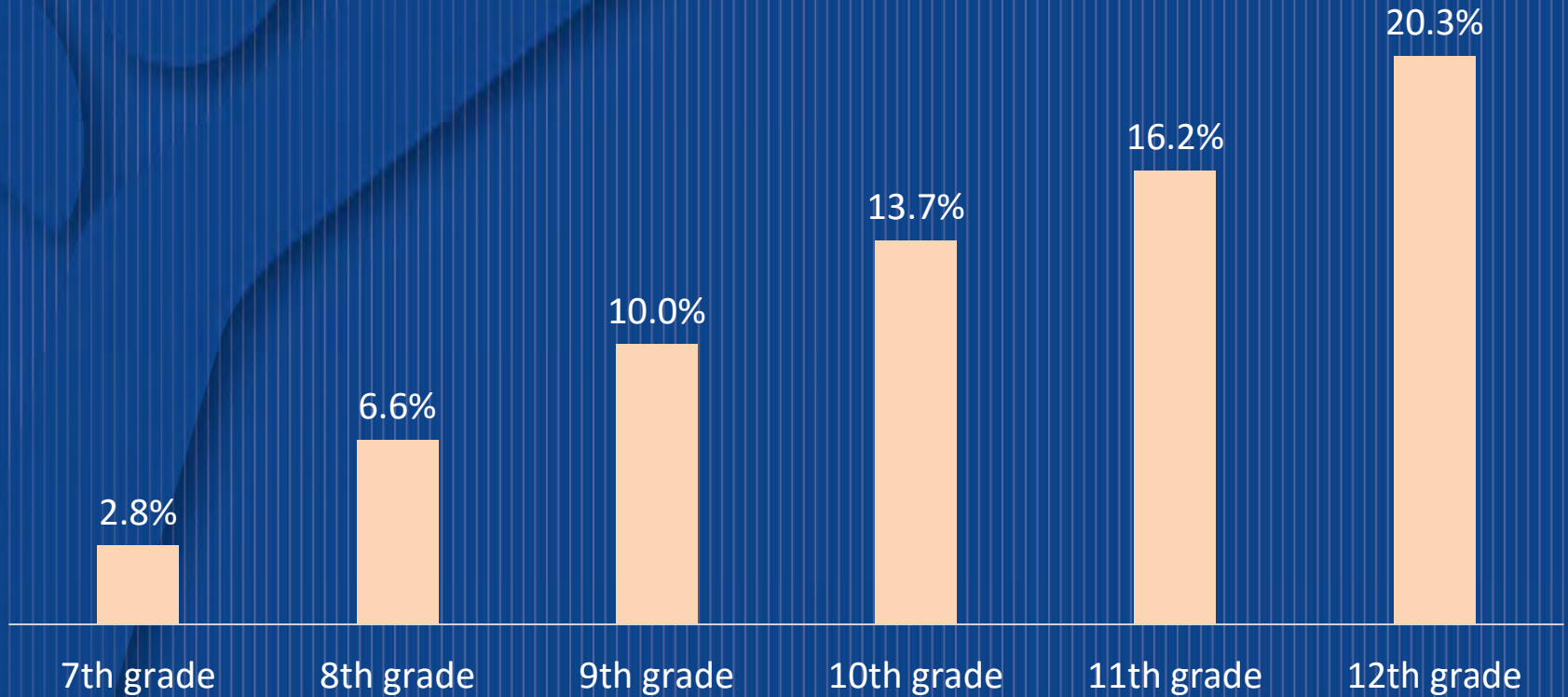
# Past Month Alcohol Use



Year: 2016

Source: IPRC, Indiana Youth Survey

# Past Month Marijuana Use



Year: 2016

Source: IPRC, Indiana Youth Survey

# Hard Drugs

- Meth and Heroin are used by <1% in all grades
- OTC drugs range from 3.3% (9<sup>th</sup> grade) to 3.4% (12<sup>th</sup> grade)
- Prescription drugs range from 3.1% (9<sup>th</sup> grade) to 6% (12<sup>th</sup> grade)

Year: 2016

Source: IPRC, Indiana Youth Survey



# TEEN PREGNANCY AND PARENTING

# Births to Teens Ages 15-19

Rank	State	Rate per 1,000
1	New Hampshire	11
1	Massachusetts	11
3	Connecticut	12
33	Indiana	28
49	Oklahoma	39
50	Arkansas	40

Year: 2014

Source: CDC, via KIDS COUNT Data Center

# Sexual Behavior

Question	Indiana	USA
Ever had sexual intercourse	41.7%	41.2%
Currently sexually active	31.7%	30.1%
Did not use a condom at last intercourse	46.6%	43.1%
Did not use any method to prevent pregnancy	15.5%	13.8%
Used alcohol or drugs before last intercourse	17.5%	20.6%

Year: 2015

Source: CDC, Youth Risk Behavior Survey

# RISK AND PROTECTIVE FACTORS

# Risk/Protective Factors

- Risk factors increase likelihood of negative outcome
- Protective factors mitigate risk and/or promote positive outcome
- Family, community, school, individual, peer

# Risk Factors--Family

- Poor family management
- Family conflict
- Parental attitudes favoring drug use
- Parental attitudes favoring antisocial behavior
- Household adults involved in antisocial behavior

# Risk Factors--Community

- Low neighborhood attachment
- Community disorganization
- Transitions and mobility
- Perceived availability of drugs
- Perceived availability of handguns
- Perceived racial discrimination



# Risk Factors--School

- Academic Failure
- Low commitment to school
- Past grade retention

# Risk Factors—Individual and Peer

- Rebelliousness
- Early problem behavior
- Early initiation of drug use
- Friends' use of drugs
- Friends' gang involvement
- Victimization (bullying or dating violence)
- Employed >20 hours/week

# Protective Factors--Family

- Attachment to parents
- Family opportunities for prosocial involvement
- Family recognition for prosocial involvement
- Parental use of positive discipline strategies
- Parental involvement in education

# Protective Factors—Community and School

- Opportunities for prosocial involvement
- Recognition for prosocial involvement
- Neighborhood collective efficacy
- Academic self-efficacy

# Protective Factors—Individual and Peer

- Social skills
- Clear standards for behavior
- Prosocial friends
- Prosocial involvement
- Rewards for prosocial involvement
- Exercise/physical activity

# Measuring Risk and Protective Factors

- Annie E. Casey Foundation, evidence2success
- Search Institute, 40 Developmental Assets



# Effective Prevention and Intervention Efforts:

- Minimize risk factors
- Maximize protective factors
- Differentiate by gender, race, age or other key characteristics



# Contact Information

Julie Whitman  
Vice President, Programs  
Indiana Youth Institute  
[jwhitman@iyi.org](mailto:jwhitman@iyi.org)  
317-396-2714  
[www.iyi.org](http://www.iyi.org)